

Area Top – It

Materials: Area cards, scrap paper & pencil

Number of Players: 2 or 3

Directions:

A player shuffles the area cards and places the deck picture-side down on the playing surface.

Players turn over one card each.

Players then calculate the area for the shape pictured on their card. The player with the largest perimeter wins the round and takes the cards.

Note: Players should be encouraged to use scrap paper to help with calculations if need be.

The player with the most cards by the end of play wins the game.

Version 1 (most accessible):

Players play with *closed array cards*.

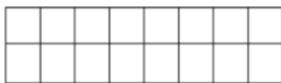
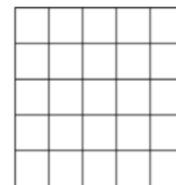
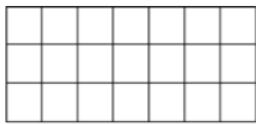
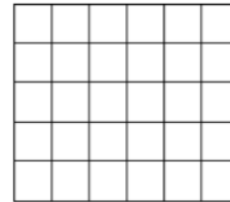
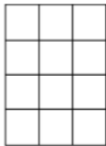
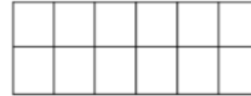
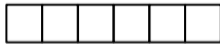
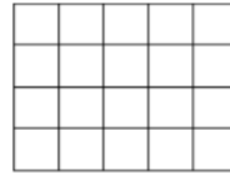
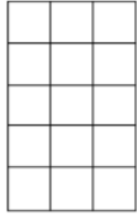
Version 2 (a little harder):


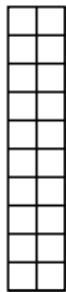

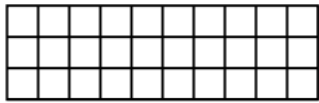
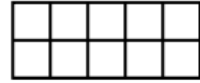
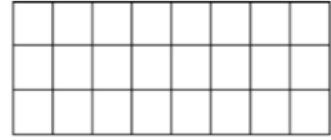

Players play with *partially covered closed array cards*.

Version 3 (hardest!):

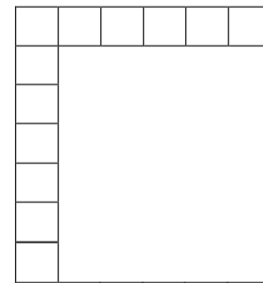
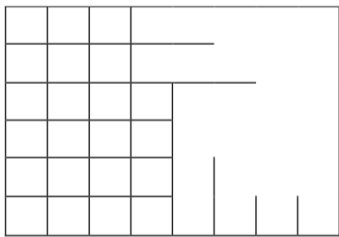
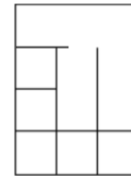
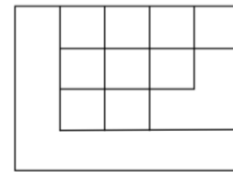
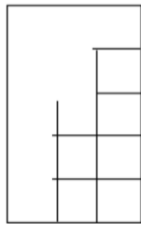
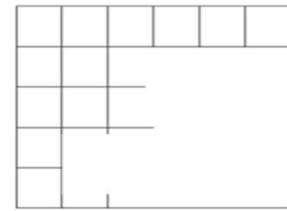
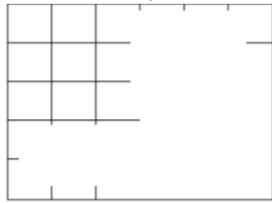
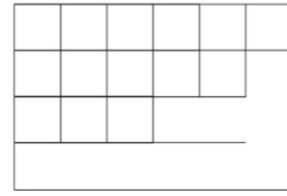
Players play with *open array cards*.

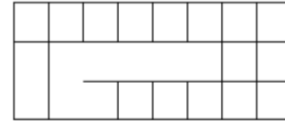
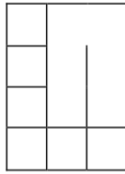
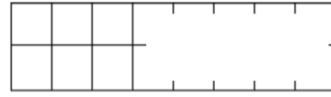
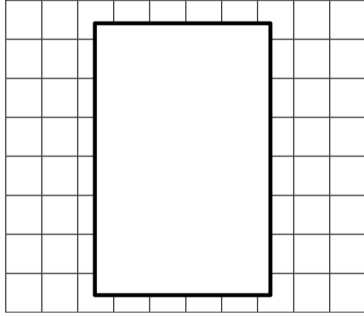
Closed Array Cards




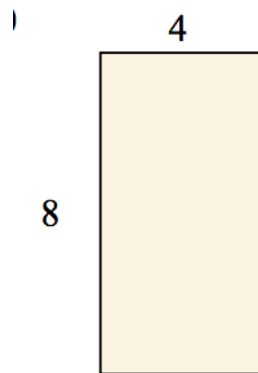

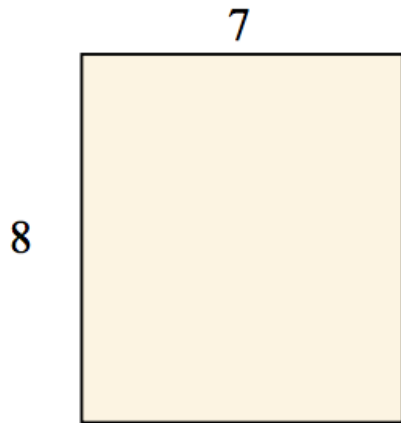
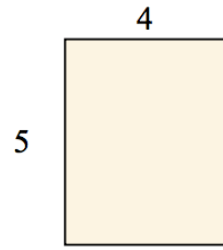
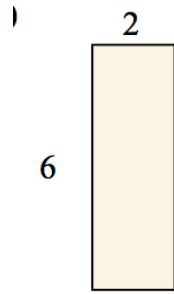



Partially Covered Closed Array Cards





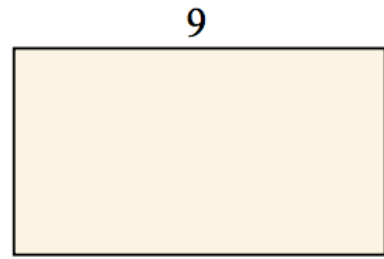
Open Array Cards






6

4



9

5



6

8



2

8




8

7




5

3



9

3



9

10